

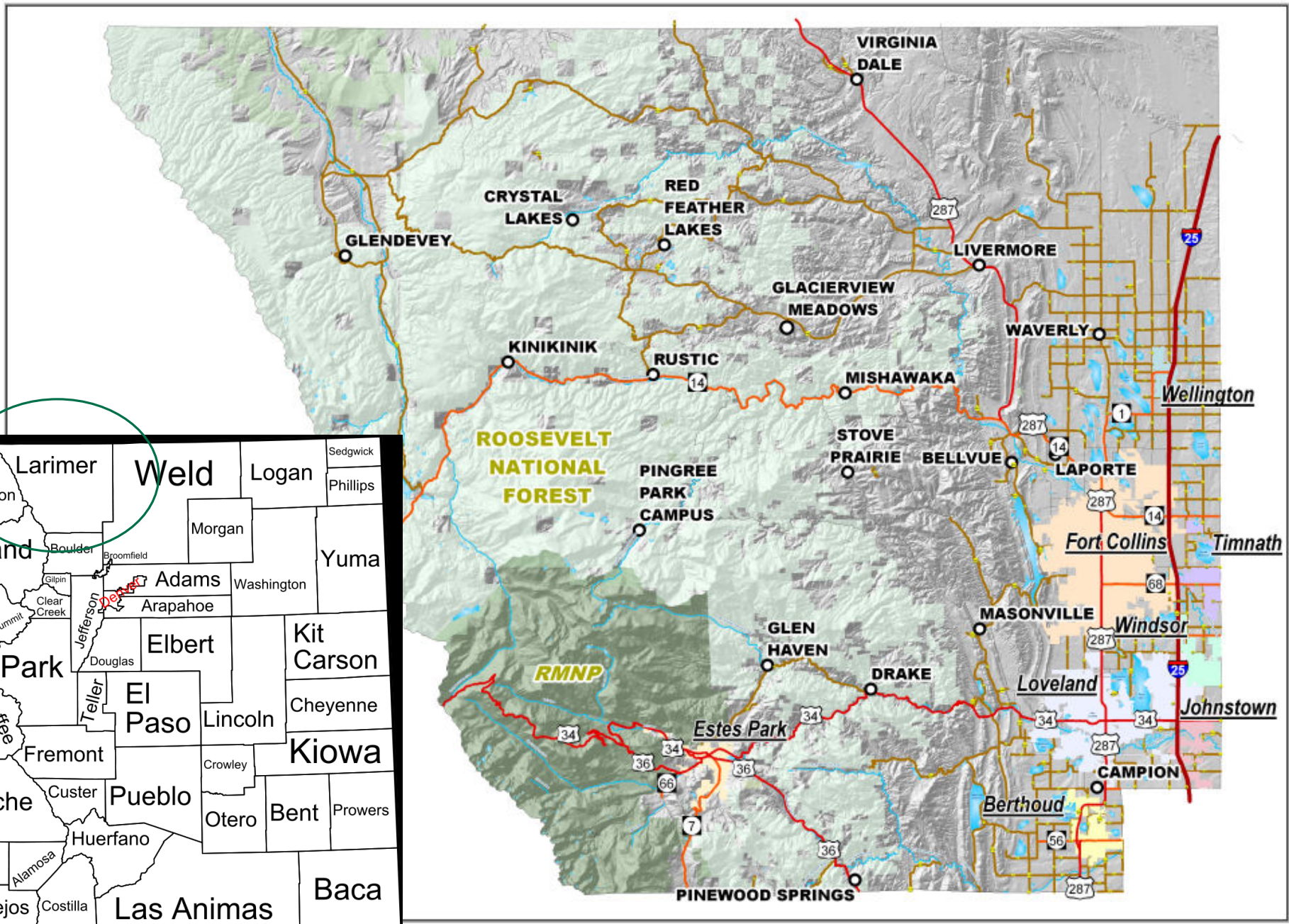
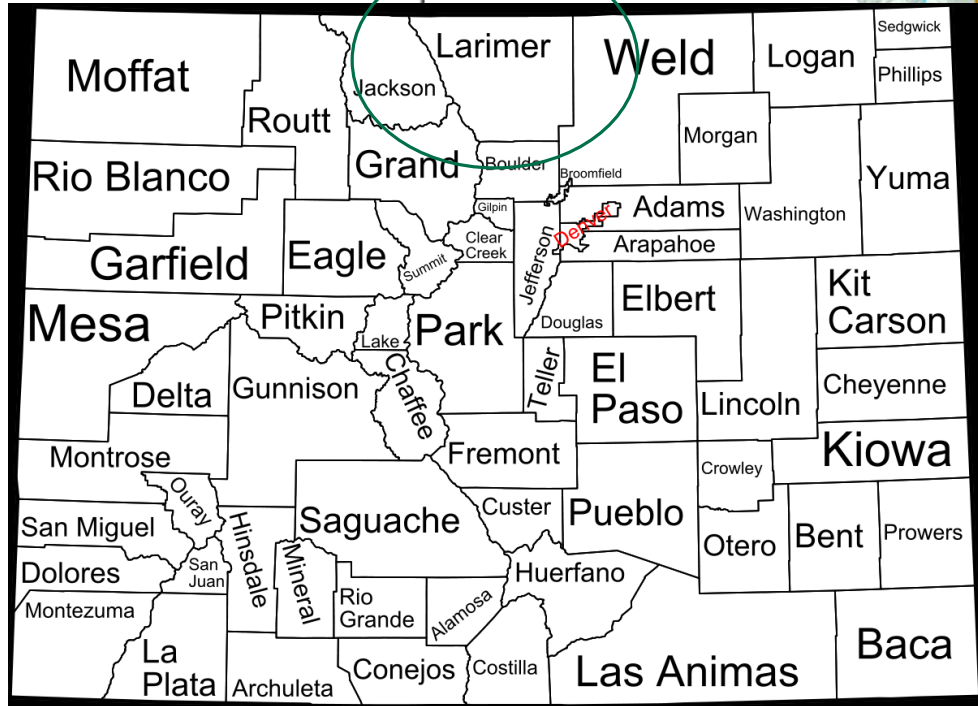
Assessing Changes in Population Health, Health Behaviors, and Access to Care

Suman Mathur, MSPH

Evaluator & Data Analyst

October 30, 2020

Health  **District**
OF NORTHERN LARIMER COUNTY



Your health matters. Your voice matters.

2019 Larimer County Community Health Survey

You may also take the survey online at: www.larimercountysurvey.org

Your response is...

- **Confidential.** We will not be able to identify your responses.
- **Voluntary.** The choice is yours, but we hope you participate.
- **Important to our community.** Results from this survey help local agencies make decisions about funding, priorities, and more.

- **Sept-Nov 2019**
- **N = 2,532 adults**

Health District
Community Health Assessment

**LARIMER COUNTY COMMUNITY HEALTH SURVEY
2020 FOLLOW-UP**

- **August- Sept 2020**
- **1,463 total unduplicated responses**
- **N = 1,239 “matched” respondents**

Repeated Measures

- Overall health status
- Mental health and stress
- Drinking behavior
- Health Insurance Status
- Employment and Income
- Need/Use of social services
- Affordability of food and housing

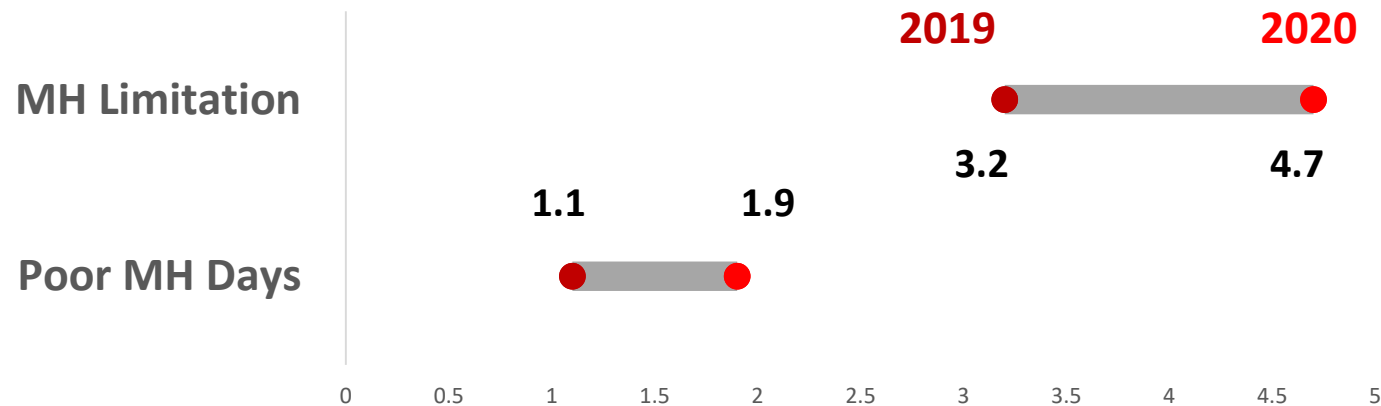
COVID-19 Measures

- Testing Access
- COVID-19 Prevention Behaviors
- Perceived impact of COVID-19 on Health
- Pandemic related impacts on employment
- Pandemic related impacts on childcare
- Attitude toward vaccine

Pandemic Worry and Concern

- 39% very or extremely worried about the pandemic
- 58% life has changed very much or extremely
- 25% often or always concerned about getting sick from COVID-19
- 37% often or always concerned someone close to them getting sick from COVID-19

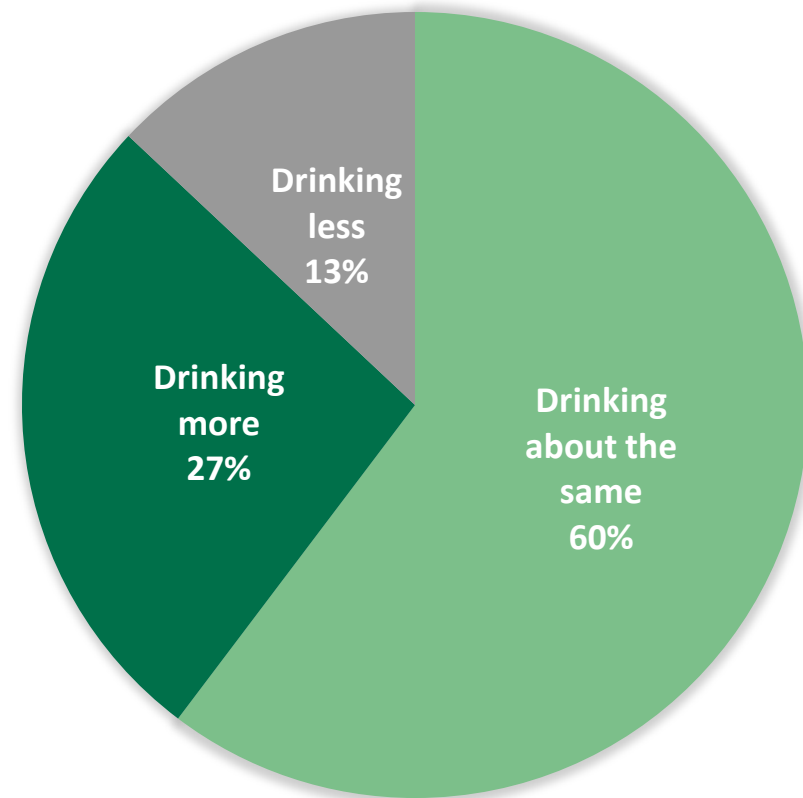
Increases in severity of MH issues



- Increase in severity
- 30% currently have MH issue (no change)
 - 36% experiencing pandemic-related anxiety, depression, stress ½ the time.

Alcohol Use – a mixed bag (drink?)

- **Overall:**
 - Binge drinking decreased from 24% → 18% of all adults.
 - People drinking about the same amount.
- **However, a portion of our population is drinking more.**
 - About 1 more drink/week
 - Ages 35-44



Increases in unemployment & declines in income:

- Increase in unemployed, furloughed, or laid off:
 - 2% → 9%
 - 4% furloughed
 - 2.5% laid off
 - 3.4% unemployed
- Of those who are not retired:
 - 35% household income stayed the same
 - 54% decrease in HH income
 - 10% increase in HH income
- Slight decline in those reporting health insurance through employer from 71% to 68% of adults; stable otherwise.

Social Determinants of Health

INCREASED NEED OF FINANCIAL ASSISTANCE

	Fall 2019	Summer 2020
Needed and used	5%	15%
Needed, did not use	2%	2%
TOTAL	7%	17%

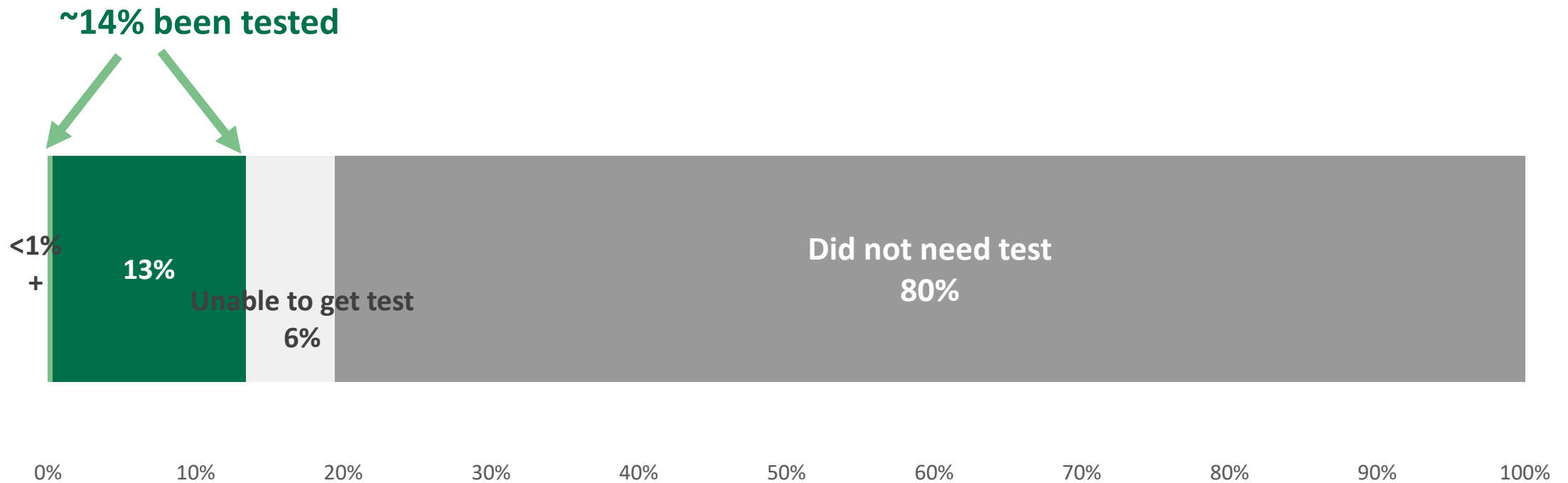
INCREASED WORRY ABOUT HOUSING COSTS

	Fall 2019	Summer 2020
Always or often worried about paying rent or mortgage	4%	12%

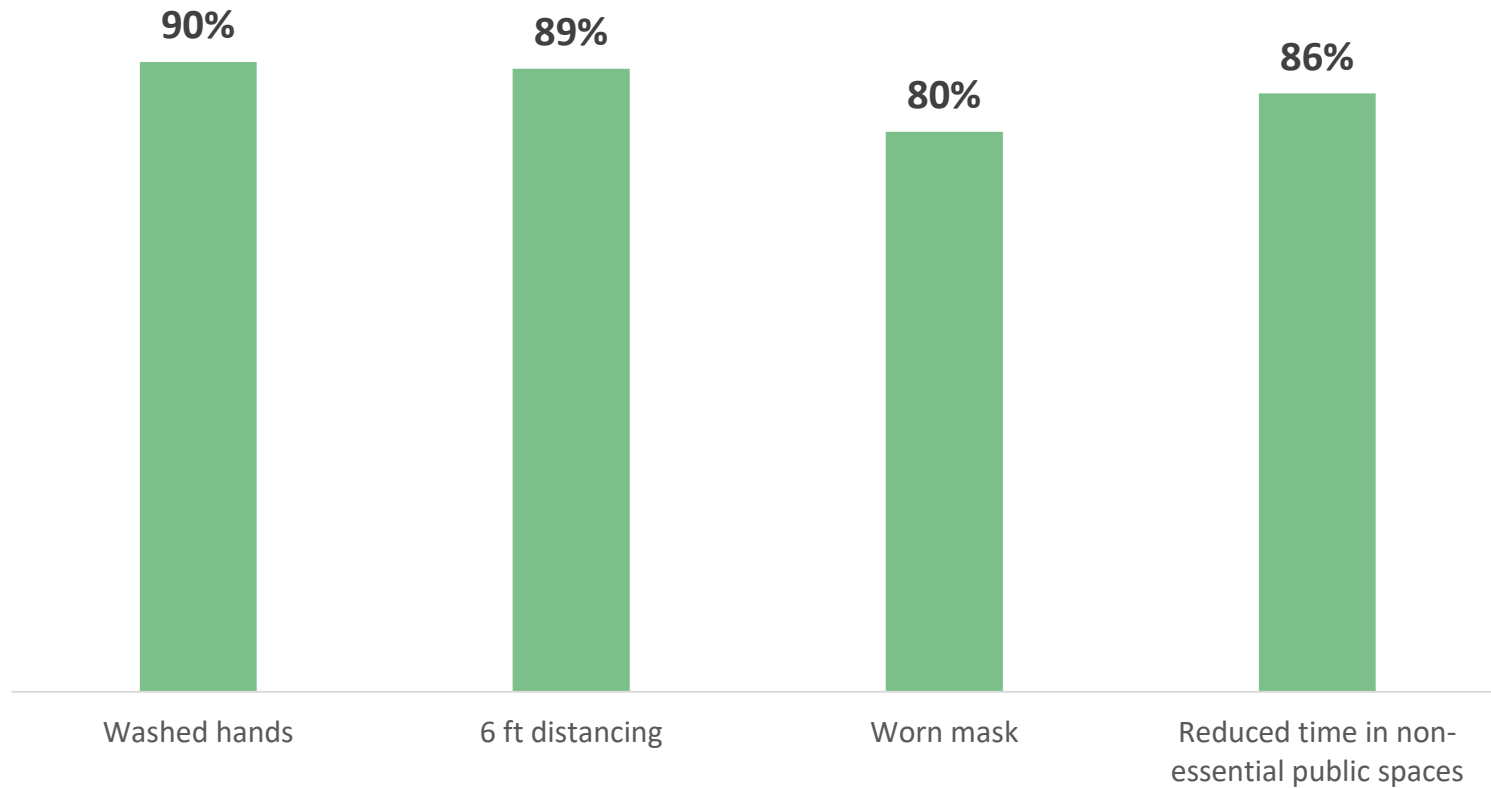
Demands of Childcare

- **7%** have had to significantly reduce or are no longer able to work due to lack of childcare
- **35%** are very or extremely worried that future closures will limit their ability to work in the future.

COVID-19 PCR Testing



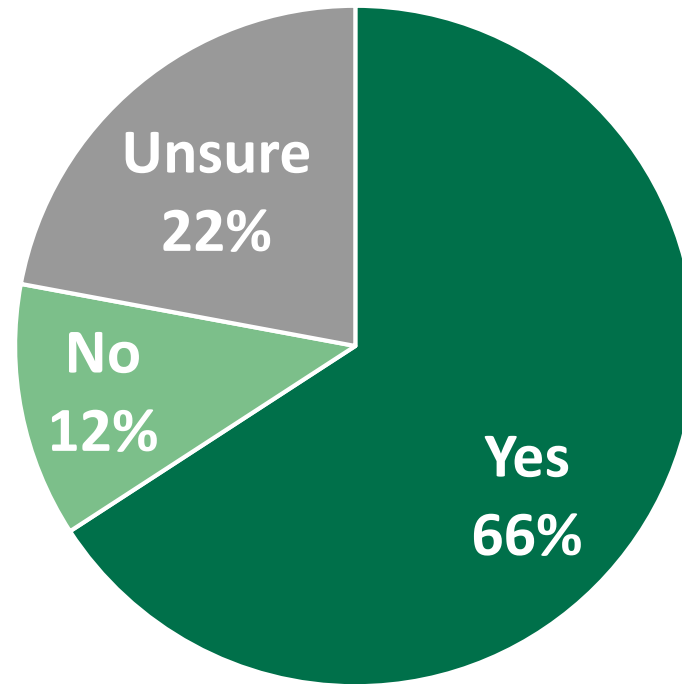
People report high levels of prevention behaviors.



Accessing Health Care

- 25% avoided doctor in past month
- 33% avoided dentist in past month

If a safe and effective COVID-19 vaccine became available, do you plan to get vaccinated?



What do you feel are the greatest local concerns or issues impacting the health of the people of Larimer County right now?

1. Lack of compliance with COVID-19 Regulations (474 mentions)
2. Mental Health (207)
3. School re-openings (190)
4. The economy and job loss (173)
5. Politics and Societal Division (140)